

CALCIUM

CA 0305 CH	6 x 50 ml
CA 0405 CH	4 x 100 ml

INTENDED USE

Reagent for quantitative in vitro determination of calcium in biological fluids.

SUMMARY OF TEST

In human body, circulating calcium is used for several functions, in skeletal metabolism as well as in neuromuscular function and in hemostasis.

PRINCIPLE OF THE METHOD

o-cresolphthalein complexone combines with calcium at alkaline pH to form a red-violet complex, the absorbance of which is measured at 575 nm. The reaction has high specificity and interference from magnesium is avoided, due to selective complexing agent.

KIT COMPONENTS

For in vitro diagnostic use only.

The components of the kit are stable until expiration date on the label at 15-25°C.

Keep away from direct light sources.

CA R1 **0305: 3 x 50 ml (liquid) blue cap**
0405: 2 x 100 ml (liquid) blue cap

Composition: AMP buffer 1 M pH 11.00, surfactant.

CA R2 **0305: 3 x 50 ml (liquid) red cap**
0405: 2 x 100 ml (liquid) red cap

Composition: CPC 0.14 mM, 8-quinolinol 26 mM, HCl pH 1.20

Standard: **calcium solution 10 mg/dl - 5 ml**

Store all components at 15-25°C.

MATERIALS REQUIRED BUT NOT SUPPLIED

Current laboratory instrumentation. Spectrophotometer UV/VIS with thermostatic cuvette holder. Automatic micropipettes. Glass or high quality polystyrene cuvettes. Saline solution.

REAGENT PREPARATION

Mix equal quantities of both reagents R1 and R2.


Stability of working reagent: 14 days at 2-8°C and 7 days at room temperature, well closed.

Stability of unopened vials: up to expiration date on labels at 15-25°C.

Stability since first opening of vials: preferably within 60 days at 15-25°C.

PRECAUTIONS

CA R1: Danger. Causes serious eye damage (H318). Causes skin irritation (H315).

 **IF IN EYES:** Rinse cautiously with water for several minutes. Remove contact lenses, if present and easy to do. Continue rinsing (P305+P351+P338). Wear protective gloves / eye protection / face protection (P280). Immediately call a POISON CENTER / doctor (P310). Wash with water thoroughly after handling (P264).

CA R2: Harmful to aquatic life with long lasting effects (H412).

Avoid release to the environment (P273).

Standard: It is not classified as hazardous.

SPECIMEN

Serum (preferred), heparin plasma. Urine. Do not use citrate, oxalate and EDTA as anticoagulant.

Total calcium is stable 7 days at 2-8°C and for several months when frozen at -20°C.

Urine specimens should be collected in 20 to 30 ml of HCl 6M per 24/h specimen (1-2 ml for random urine) in order to prevent calcium salt precipitation.

Dilute sample urine 1:2 with redistilled water and multiply results by two.

TEST PROCEDURE

Wavelength:	575 nm (allowed 570 ÷ 580 nm)
Lightpath:	1 cm
Temperature:	25, 30 or 37°C

dispense:	blank	standard	sample
reagent	3 ml	3 ml	3 ml
water	50 µl	-	-
standard	-	50 µl	-
sample	-	-	50 µl

Mix, incubate at 25, 30 or 37°C for 2 minutes.
Read absorbances of standard (As) and samples (Ax) against reagent blank.

RESULTS CALCULATION

serum/plasma sample:

calcium mg/dl = $A_x/A_s \times 10$ (standard value)

urine sample:

calcium mg/dl = $A_x/A_s \times 10 \times 2$ (standard value and dilution factor)

24 hours urine sample:

calcium mg/24h = $A_x/A_s \times 10 \times 2 \times$ urine volume (standard value, dilution factor and diuresis in decilitres)

EXPECTED VALUES

serum/plasma:	8.6 - 10.3 mg/dl	(2.15 - 2.57 mmol/l)
urine (men):	up to 300 mg/24h	(7.49 mmol/24h)
urine (women):	up to 250 mg/24h	(6.24 mmol/24h)

Each laboratory should establish appropriate reference intervals related to its population.

QUALITY CONTROL AND CALIBRATION

It is suggested to perform an internal quality control. For this purpose the following human based control sera are available:

QUANTINORM CHEMA - MULTINORM CHEMA

with normal or close to normal control values

QUANTIPATH CHEMA - MULTIPATH CHEMA

with pathological control values.

If required, a multiparametric, human based calibrator is available:

AUTOCAL H

Please contact Customer Care for further information.

TEST PERFORMANCE

Linearity

the method is linear up to 20 mg/dl.

If the limit value is exceeded, it is suggested to dilute sample 1+9 with distilled water and to repeat the test, multiplying the result by 10.

Sensitivity/limit of detection (LOD)

the limit of detection is 0.1 mg/dl.

Interferences

no interference was observed by the presence of:

hemoglobin	≤ 350 mg/dl
bilirubin	≤ 40 mg/dl
lipids	≤ 400 mg/dl

Precision

intra-assay (n=10)	mean (mg/dl)	SD (mg/dl)	CV%
sample 1	8.99	0.08	0.90
sample 2	14.50	0.18	1.20

inter-assay (n=20)	mean (mg/dl)	SD (mg/dl)	CV%
sample 1	8.96	0.21	2.40
sample 2	14.72	0.27	1.80

Methods comparison

a comparison between Chema and a commercially available product gave the following results:

$$\begin{aligned} \text{Calcium Chema} &= x \\ \text{Calcium competitor} &= y \\ n &= 96 \end{aligned}$$

$$y = 0.95x + 0.158 \text{ mg/dl} \quad r^2 = 0.957$$

WASTE DISPOSAL

This product is made to be used in professional laboratories.

P501: Dispose of contents according to national/international regulations.

REFERENCES

Zak B., Epstein E., Babinski E.S., Review of Calcium Methodologies, Annals of Clinical and Laboratory Science 5, 195-212 (1975).

Tietz Textbook of Clinical Chemistry, Second Edition, Burtis-Ashwood (1994).

MANUFACTURER

Chema Diagnostica

Via Campania 2/4

60030 Monsano (AN) - ITALY - EU








phone +39 0731 605064

fax +39 0731 605672

e-mail: mail@chema.com

website: http://www.chema.com

SYMBOLS

	in vitro diagnostic medical device
	batch code
	catalogue number
	temperature limit
	use-by date
	caution
	consult instructions for use